

honest truthful equitable fair genuine honorable reliable reputable sincere impartial direct forthright open straightforward true undisguised upfront moral conscientious just moralistic noble upstanding diligent honorable right-minded professional skilled trained adept competent efficient experienced expert proficient qualified sharp skillful accomplished able practiced knowledgeable trustworthy reliable believable accurate credible dependable principled responsible secure stable steadfast unyielding valid constant faithful loyal certainty assurance confidence conviction honorable truthful unaccountable responsible efficient adept effective able accomplished active competent decisive dynamic economical efficient energetic organized productive proficient ready valuable virtuous well-organized accurate precise definite detailed exact factual methodical meticulous punctual systematic careful sharp skillful timely appropriate promising prompt practical up-to-date teamwork collaboration cooperation assistance harmony help partnership synergy unity community rapport action-oriented endurance initiative ambition drive enthusiasm inventiveness leadership resourcefulness proactivity honest truthful equitable fair genuine honorable reliable reputable sincere impartial direct forthright open straightforward true undisguised upfront moral conscientious just moralistic noble upstanding diligent honorable right-minded professional skilled trained adept competent efficient experienced expert proficient qualified sharp skillful accomplished able practiced knowledgeable trustworthy reliable believable accurate credible dependable principled responsible secure stable steadfast unyielding valid constant faithful loyal certainty assurance confidence conviction honorable truthful unaccountable responsible efficient adept effective able accomplished active competent decisive dynamic economical efficient energetic organized productive proficient ready valuable virtuous well-organized accurate precise definite detailed exact factual methodical meticulous punctual systematic careful sharp skillful timely appropriate promising prompt practical up-to-date teamwork collaboration cooperation assistance harmony help partnership synergy unity community rapport action-oriented endurance initiative ambition drive enthusiasm inventiveness leadership resourcefulness proactivity

# STATISTICAL

The Comprehensive Annual  
Financial Report for Fiscal Year  
Ended June 30, 2011

tual energetic organized productive proficient ready valuable virtuous well-organized accurate precise definite detailed exact factual methodical meticulous punctual systematic careful sharp skillful timely appropriate promising prompt practical up-to-date teamwork collaboration cooperation assistance harmony help partnership synergy unity community rapport action-oriented endurance initiative ambition drive enthusiasm inventiveness leadership resourcefulness proactivity honest truthful equitable fair genuine honorable reliable reputable sincere impartial direct forthright open straightforward true undisguised upfront moral conscientious just moralistic noble upstanding diligent honorable right-minded professional skilled trained adept competent efficient experienced expert proficient qualified sharp skillful accomplished able practiced knowledgeable trustworthy reliable believable accurate credible dependable principled responsible secure stable steadfast unyielding valid constant faithful loyal certainty assurance confidence conviction honorable truthful unaccountable responsible efficient adept effective able accomplished active competent decisive dynamic economical efficient energetic organized productive proficient ready valuable virtuous well-organized accurate precise definite detailed exact factual methodical meticulous punctual systematic careful sharp skillful timely appropriate promising prompt practical up-to-date teamwork collaboration cooperation assistance harmony help partnership synergy unity community rapport action-oriented endurance initiative ambition drive enthusiasm inventiveness leadership resourcefulness proactivity honest truthful equitable fair genuine honorable reliable reputable sincere impartial direct forthright open straightforward true undisguised upfront moral conscientious just moralistic noble upstanding diligent honorable right-minded professional skilled trained adept competent efficient experienced expert proficient qualified sharp skillful accomplished able practiced knowledgeable trustworthy reliable believable accurate credible dependable principled responsible secure stable steadfast unyielding valid constant faithful loyal certainty assurance confidence conviction honorable truthful unaccountable responsible efficient adept effective able accomplished active competent decisive dynamic economical efficient energetic organized productive proficient ready valuable virtuous well-organized accurate precise definite detailed exact factual methodical meticulous punctual systematic careful sharp skillful timely appropriate promising prompt practical up-to-date teamwork collaboration cooperation assistance harmony help partnership synergy unity community rapport action-oriented endurance initiative ambition drive enthusiasm inventiveness leadership resourcefulness proactivity

# CREATING VALUE



SURS continues to provide superior customer service to a growing membership of over 200,000 with no increase in staff for the past five years.

## Introduction to Statistical Section

The tables in this section present detailed information on benefit payments and recipients, member and employer contributions, financial trends and the largest SURS employers.

### Section Contents

#### Financial Schedules - pages 81-82

These schedules present historical financial information designed to provide information on the System's progress in accumulating assets to pay benefits when due.

#### Statistical Analysis - pages 83-84

These schedules present summaries of benefit expenses, benefit recipients and number of System employees over a 10-year period.

#### Benefit Summary - pages 85-88

These schedules present information on new benefit payments by type, average benefit payments by years credited service, number of benefit recipients by type, and number of covered employees by employer.

## Financial Schedules

### Changes in Plan Net Assets - Defined Benefit Plan 10-Year Summary (\$ millions)

The historical trend information presented below is designed to provide information on the System's progress in accumulating assets to pay benefits when due.

#### Additions

Fiscal Year	Contributions by Members	Investment Income (Loss)	Contributions by Employers		Total
			Amount	% of Payroll	
2002	\$ 250.0	(651.3)	\$ 256.1	9.8	\$ (145.2)
2003	246.3	250.4	285.3	10.3	782.0
2004	243.8	1,832.4	1,757.5	96.9	3,833.7
2005	251.9	1,279.6	285.4	9.7	1,817.0
2006	252.9	1,532.1	180.0	5.9	1,965.0
2007	262.4	2,517.5	261.1	8.2	3,041.0
2008	264.1	(675.7)	345.0	10.4	(66.6)
2009	273.3	(2,859.5)	451.6	13.0	(2,134.6)
2010	275.0	1,653.8	696.6	19.9	2,625.4
2011	260.2	2,801.1	773.6	22.4	3,834.9

#### Deductions

Fiscal Year	Benefits	Contribution Refunds	Administrative Expenses and Bond Interest	Total	Changes in Plan Net Assets
2003	836.7	32.2	13.2	882.1	(100.1)
2004	915.2	34.5	12.3	962.0	2,871.7
2005	1,004.4	35.8	12.8	1,053.0	764.0
2006	1,085.4	42.6	12.2	1,140.2	824.8
2007	1,177.3	41.4	11.7	1,230.4	1,810.6
2008	1,275.7	45.0	12.1	1,332.8	(1,399.4)
2009	1,372.0	42.6	12.9	1,427.5	(3,562.1)
2010	1,477.5	47.3	12.1	1,536.9	1,088.6
2011	1,611.2	58.9	12.3	1,682.4	2,152.5

## Financial Schedules

### Changes in Plan Net Assets - Defined Contribution Plan 10-Year Summary (\$ millions)

The historical trend information presented below is designed to provide information on the System's progress in accumulating assets to pay benefits when due.

#### Additions

Fiscal Year	Contributions by Members	Investment Income (Loss)	Contributions by Employers		Total
			Amount	% of Payroll	
2001	\$ 20.2	(11.0)	\$ 19.4	7.6	\$ 28.6
2002	27.4	(15.2)	23.0	7.6	35.2
2003	29.6	5.0	24.8	7.6	59.4
2004	31.3	32.9	25.8	7.6	90.0
2005	33.7	22.3	27.4	7.6	83.4
2006	39.5	34.7	29.6	7.6	103.8
2007	41.7	80.3	33.3	7.6	155.3
2008	46.0	(39.1)	38.9	7.6	45.8
2009	48.8	(116.4)	38.3	7.6	(29.3)
2010	48.6	71.5	43.1	7.6	163.2
2011	49.8	172.5	44.8	7.6	267.1

#### Deductions

Fiscal Year	Benefits	Contribution Refunds	Administrative Expenses* and Bond Interest	Total	Changes in Plan Net Assets
2002	-	2.4	-	2.4	32.8
2003	0.7	3.0	-	3.7	55.7
2004	0.7	4.7	-	5.4	84.6
2005	0.9	7.4	-	8.3	75.1
2006	1.2	8.8	-	10.0	93.8
2007	3.2	12.1	-	15.3	140.0
2008	3.4	10.0	-	13.4	32.4
2009	4.8	8.7	-	13.5	(42.8)
2010	6.3	10.2	0.3	16.8	146.4
2011	11.2	15.0	0.3	26.5	240.6

\*Until FY 2010, SMP administrative expenses were included with the defined benefit plan totals.

## Statistical Analysis

### Schedule of Benefit Expenses - Defined Benefit Plan 10-Year Summary (\$ millions)

Fiscal Year	Survivor Annuities	Disability Benefits	Disability Retirement Allowance	Retirement Annuities	Lump Sum Death Benefits	Total
2002	\$ 50.8	\$ 15.1	\$ 2.4	\$ 662.9	\$ 12.0	\$ 743.3
2003	56.6	15.7	2.4	749.9	12.1	836.7
2004	60.5	16.7	2.4	824.0	11.6	915.2
2005	65.2	17.5	2.8	904.9	14.0	1,004.4
2006	70.6	17.5	2.9	981.1	13.4	1,085.5
2007	76.7	17.6	3.0	1,067.3	12.6	1,177.2
2008	81.8	16.8	3.2	1,160.5	13.5	1,275.8
2009	87.7	16.8	3.4	1,248.9	15.2	1,372.0
2010	94.3	16.1	3.4	1,352.2	11.5	1,477.5
2011	101.1	16.4	3.5	1,473.5	16.7	1,611.2

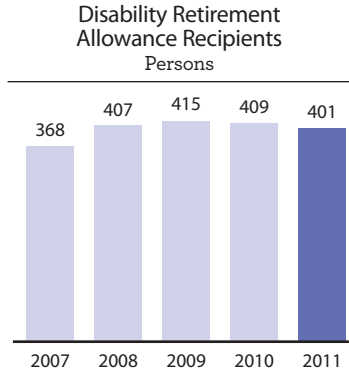
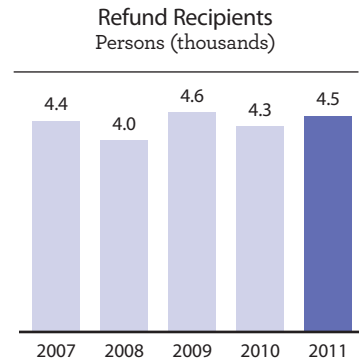
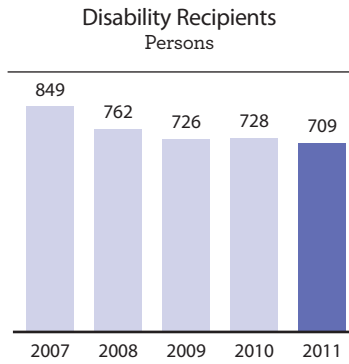
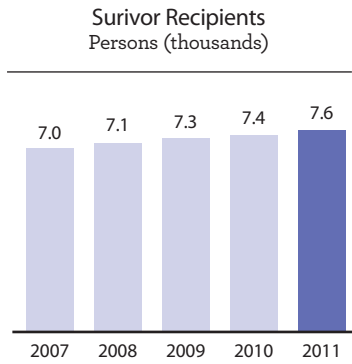
### Number of SURS Employees (full-time equivalents) 10-Year Summary

Fiscal Year	HR & Admin	Inv & Acctg	Member Svcs & Outreach	IS & Support Svcs	SMP	Total
2002	13.00	10.00	53.50	36.00	3.50	116.00
2003	13.00	10.25	61.25	35.00	3.50	123.00
2004	11.75	10.35	62.75	33.00	4.40	122.25
2005	12.75	10.40	62.75	32.75	4.65	123.30
2006	11.75	10.55	62.75	32.75	3.50	121.30
2007	11.80	9.80	64.00	31.75	2.75	120.10
2008	10.55	10.05	61.50	33.75	3.25	119.10
2009	9.55	11.30	59.50	29.75	4.00	114.10
2010	10.55	11.80	62.50	29.75	3.70	118.30
2011	10.55	12.80	62.00	29.75	3.70	118.80

## Statistical Analysis

Schedule of Benefit Recipients - Defined Benefit Plan  
10-Year Summary

Fiscal Year	Survivors	Disability	Contribution Refunds	Retirement	Disability Retirement Allowance
2002	5,905	781	4,589	27,202	371
2003	6,138	864	4,095	29,020	368
2004	6,427	902	3,988	30,795	363
2005	6,550	864	4,003	32,002	384
2006	6,807	864	3,750	33,574	393
2007	6,958	849	4,441	35,200	368
2008	7,122	762	3,975	37,055	407
2009	7,269	726	4,635	38,400	415
2010	7,402	728	4,312	40,364	409
2011	7,578	709	4,489	42,682	401



## Benefit Summary

### Schedule of New Benefit Payments - Defined Benefit Plan July 1, 2010 through June 30, 2011

Age	Retirement		Disability		Survivors	
	Number	Average Monthly Benefit (A)	Number	Average Monthly Benefit (A)	Number	Average Monthly Benefit (A)
Under 10	-	\$ -	-	\$ -	5	\$ 221
10-14	-	-	-	-	8	543
15-19	-	-	-	-	15	470
20-24	-	-	-	-	3	397
25-29	-	-	4	2,168	2	362
30-34	-	-	7	1,328	3	1,788
35-39	-	-	14	1,852	2	478
40-44	-	-	8	1,473	6	561
45-49	14	2,707	31	1,828	2	512
50-54	160	3,584	33	1,689	39	795
55-59	1,038	2,766	40	1,786	40	1,059
60-64	1,289	2,509	23	2,112	55	1,667
65-69	631	2,584	12	1,476	66	1,554
70-74	217	2,521	3	1,154	84	1,445
Over 74	82	2,350	4	1,228	267	1,498
Totals	3,431	\$ 2,649	179	\$ 1,755	597	\$ 1,364

Average Age - Retirement                      61.9 Years

(A) Total average monthly benefit is calculated based on a weighted average.





## Benefit Summary

### Schedule of Average Benefit Payments - Defined Benefit Plan For Retirees as of June 30

	Years of Credited Service						Total
	0-10	11-15	16-20	21-25	26-30	30+	
Fiscal Year 2010							
Number of Retirees	10,206	5,722	5,642	6,433	5,502	6,859	40,364
Avg Monthly Annuity	\$ 785	1,363	2,269	3,423	4,471	5,684	2,830
Final Average Salary	\$ 34,171	38,081	47,723	55,824	63,496	72,247	50,811
Avg Credited Service							19.62
Fiscal Year 2011							
Number of Retirees	11,081	5,979	6,019	6,821	5,838	6,944	42,682
Avg Monthly Annuity	\$ 866	1,423	2,373	3,541	4,628	5,874	2,913
Final Average Salary	\$ 34,140	37,607	46,721	55,154	63,436	70,158	50,029
Avg Credited Service							19.47

### Number of Covered Employees by Employer As of June 30, 2011

Employer	Number of Employees in DB plan	Number of Employees in SMP	Total Number of Covered Employees
University of Illinois - Chicago	11,455	1,699	13,154
University of Illinois - Urbana	10,073	1,795	11,868
City Colleges of Chicago	4,919	343	5,262
Southern Illinois University - Carbondale	4,492	641	5,133
Northern Illinois University	3,023	539	3,562
Illinois State University	2,884	446	3,330
Southern Illinois University - Edwardsville	2,108	311	2,419
College of DuPage	1,827	244	2,071
Western Illinois University	1,782	251	2,033
Eastern Illinois University	1,607	212	1,819
All other employers	27,718	3,242	30,960
Total	71,888	9,723	81,611

## Benefit Summary

Schedule of Benefit Recipients by Type of Benefit - Defined Benefit Plan  
For the Year Ended June 30, 2011

Monthly Amount of Benefit	Total Recipients	General Formula	Money Purchase	Police or Fire	Other (A)	Long-Term Disability	Temporary Disability	Survivors
\$0-200	2,848	1,035	1,041	-	101	2	4	665
201-400	4,529	1,338	2,038	-	166	9	7	971
401-600	3,767	948	1,412	-	69	50	14	1,274
601-800	3,321	824	1,279	-	24	119	28	1,047
801-1000	2,563	674	1,226	-	7	113	24	519
1001-1200	2,235	562	1,165	-	1	32	53	422
1201-1400	2,088	587	1,010	-	-	17	83	391
1401-1600	2,095	511	1,079	-	-	16	157	332
1601-1800	1,896	508	981	1	-	9	85	312
1801-2000	1,761	463	975	1	-	8	59	255
2001-2200	1,630	434	949	1	-	7	29	210
2201-2400	1,493	350	904	2	-	9	23	205
2401-2600	1,511	378	935	4	-	1	22	171
2601-2800	1,382	371	828	3	-	2	13	165
2801-3000	1,264	351	762	6	-	-	18	127
3001-3200	1,154	332	715	4	1	2	14	86
3201-3400	1,104	361	632	15	2	4	7	83
3401-3600	943	321	532	11	-	-	8	71
3601-3800	922	324	520	13	1	-	13	51
3801-4000	834	332	445	10	-	-	5	42
4001-4200	830	316	455	11	-	-	14	34
4201-4400	756	293	421	12	-	-	4	26
4401-4600	746	291	411	11	-	-	6	27
4601-4800	703	264	408	5	-	-	6	20
4801-5000	638	269	349	7	-	-	2	11
5001-5200	588	260	317	6	-	-	1	4
5201-5400	578	231	327	8	-	-	4	8
5401-5600	615	237	365	5	-	-	3	5
5601-5800	533	244	275	8	-	-	-	6
5801-6000	505	219	276	6	-	-	-	4
Over 6000	5,538	2,762	2,723	15	-	1	3	34
Totals	51,370	16,390	25,755	165	372	401	709	7,578

(A) Minimum annuity and retirements of participants who terminated prior to 1969.

## Participating Employers

Black Hawk College  
 Carl Sandburg College  
 Chicago State University  
 City Colleges of Chicago  
 College of DuPage  
 College of Lake County  
 Danville Area Community College  
 Eastern Illinois University  
 Elgin Community College  
 Governors State University  
 Hazardous Waste Research and Information Center  
 Heartland Community College  
 Highland Community College  
 ILCS Section 15-107(I) Members  
 ILCS Section 15-107(c) Members  
 Illinois Board of Examiners  
 Illinois Board of Higher Education  
 Illinois Central College  
 Illinois Century Network  
 Illinois Community College Board  
 Illinois Community College Trustees Association  
 Illinois Eastern Community Colleges  
 Illinois Mathematics and Science Academy  
 Illinois State University  
 Illinois Valley Community College  
 John A. Logan College  
 John Wood Community College  
 Joliet Junior College  
 Kankakee Community College  
 Kaskaskia College  
 Kishwaukee College  
 Lake Land College  
 Lewis & Clark Community College  
 Lincoln Land Community College  
 McHenry College  
 Moraine Valley Community College  
 Morton College  
 Northeastern Illinois University  
 Northern Illinois University  
 Oakton Community College  
 Parkland College  
 Prairie State College  
 Rend Lake College  
 Richland Community College  
 Rock Valley College  
 Sauk Valley College  
 Shawnee College  
 Southern Illinois University at Carbondale  
 Southern Illinois University at Edwardsville  
 Southern Illinois University Foundation  
 South Suburban College  
 Southeastern Illinois College  
 Southwestern Illinois College  
 Spoon River College  
 State Geological Survey  
 State Natural History Survey  
 State Universities Civil Service System  
 State Universities Retirement System  
 State Water Survey  
 Triton College  
 University of Illinois — Alumni Association  
 University of Illinois — Chicago  
 University of Illinois — Foundation  
 University of Illinois — Springfield  
 University of Illinois — Urbana  
 Waubonsee Community College  
 Western Illinois University  
 William Rainey Harper College